


EUROS – CASTELLANO

CUENTAS PBI GUATEMALA 2011




MANUEL CERVANTES & ASOCIADOS

| Balance al 31 de diciembre 2011 | Ref. | 31-dic-11 EUR | 31-dic-10 EUR |
|--|------|-------------------|-------------------|
| Activo | | | |
| Activo corriente | | | |
| Caja y Bancos | | | |
| Terreno Guatemala | 1 | 16.736,62 | 20.763,50 |
| Fuera de Guatemala | 2 | 146.302,75 | 148.759,69 |
| | | <u>163.039,37</u> | <u>169.523,19</u> |
| Cuentas por cobrar | | | |
| Terreno Guatemala | 3 | 3.296,35 | 2.480,61 |
| Fuera de Guatemala | 4 | 42.353,47 | 13.216,49 |
| | | <u>45.649,93</u> | <u>15.697,21</u> |
| Total Activo corriente | | 208.689,30 | 185.220,40 |
| Activo no corriente | | | |
| Terreno Guatemala | 5 | 1.500,42 | 3.574,97 |
| Fuera de Guatemala | 6 | 488,87 | |
| Total Activo no corriente | | 1.989,29 | |
| Total activo | | 210.678,59 | 188.795,37 |
| Pasivo | | | |
| Pasivo corriente | | | |
| Cuentas por pagar y gastos acumulados | | | |
| Terreno Guatemala | 7 | 14.932,24 | 6.760,15 |
| Fuera de Guatemala | 8 | 12.311,62 | 8.980,13 |
| | | <u>27.243,86</u> | <u>15.740,28</u> |
| Ingresos diferidos | | 79.707,13 | 104.022,73 |
| Pasivo corriente | | 106.950,99 | 119.763,01 |
| Patrimonio | | | |
| | 9 | 103.727,60 | 69.032,36 |
| Total pasivo y patrimonio | | 210.678,59 | 188.795,37 |

| Estado de resultados 2011 | | 2011 real EUR | 2011 presupuesto EUR | 2010 real EUR |
|---|----|---------------------|----------------------------|---------------------|
| Ingresos | | | | |
| Asignaciones por Grupos Nacionales de PBI | 10 | 211.147,60 | 253.767,00 | 128.084,00 |
| Subvenciones directos al proyecto | 11 | 104.939,40 | 98.333,00 | 94.893,94 |
| Otros | 12 | 3.370,74 | - | 13.491,05 |
| Ingresos de inversión | 13 | 35,81 | - | 55,35 |
| | | <u>319.493,55</u> | | |
| Ingresos Misión a corto plazo Honduras | | 13.493,94 | - | - |
| | | <u>332.987,49</u> | <u>352.100,00</u> | <u>236.524,34</u> |
| Gastos | | | | |
| Terreno | | | | |
| Estipendios, alimentación y seguro médico | 14 | 53.955,63 | 62.244,01 | 55.250,73 |
| Establecimiento | 15 | 15.404,78 | 16.766,84 | 16.670,19 |
| Comunicación | 16 | 2.418,98 | 3.308,10 | 3.336,92 |
| Publicaciones del proyecto | 17 | 8.918,86 | 5.991,43 | 6.803,10 |
| Equipamiento y consumibles | 18 | 3.843,99 | 5.047,61 | 4.729,92 |
| Gastos de viajes | 19 | 22.700,72 | 25.371,41 | 20.830,07 |
| Servicios profesionales | 20 | 19.212,97 | 11.890,82 | 15.067,80 |
| Otros gastos | 21 | 4.759,19 | 7.191,51 | 3.011,86 |
| Gastos del equipo en el terreno | | <u>131.215,12</u> | <u>137.811,73</u> | <u>125.700,59</u> |
| Formación | 22 | 15.035,75 | 14.115,00 | 5.759,86 |
| Eventos, Talleres | 23 | 9.154,93 | 12.475,00 | 14.945,17 |
| Reuniones del proyecto | 24 | 10.119,76 | 13.948,57 | 8.589,58 |
| Trabajo de apoyo regional | 25 | 7.517,40 | 11.800,00 | 8.102,00 |
| Oficina del proyecto | | | | |
| Salarios incl seguridad social | 26 | 82.694,96 | 82.708,32 | 63.982,95 |
| Teléfono, consumibles, envíos, etc. | 27 | 1.925,01 | 2.600,00 | 1.937,38 |
| Otros gastos | 28 | 1.780,09 | 2.800,00 | 3.199,87 |
| Apoyo internacional y gastos generales | 29 | 25.355,29 | 27.306,13 | 18.264,98 |
| Gastos Misión a corto plazo Honduras | | 13.493,94 | | |
| Total gastado | | 298.292,25 | 305.564,75 | 250.482,38 |
| Resultado del ejercicio | | 34.695,24 | 46.535,25 | (13.958,04) |

Balance al 31 de diciembre 2011


| | Ref. | moneda original currency | tipo de cambio | 31-dic-11 EUR | 31-dic-10 EUR | |
|--|------|-----------------------------|-------------------|------------------|-------------------|-------------------|
| Activo | | | | | | |
| Activo corriente | | | | | | |
| Caja y Bancos | | | | | | |
| Terreno Guatemala 1 | | | | | | |
| Caja equipo | | GTQ | 17.255,10 | 10,11897 | 1.705,22 | 4.644,82 |
| Caja equipo, moneda extranjera | | USD | 386,15 | 1,29618 | 297,91 | |
| Caja comida | | GTQ | 1.168,70 | 10,11897 | 115,50 | 258,31 |
| Banco Reformador | | GTQ | 42.606,50 | 10,11897 | 4.210,56 | 3.976,63 |
| Banco Industrial | D1 | GTQ | 105.312,51 | 10,11897 | 10.407,43 | 11.883,74 |
| | | | | | <u>16.736,62</u> | <u>20.763,50</u> |
| Fuera de Guatemala 2 | | | | | | |
| Caja Cantabria, cuenta Misión Honduras | | EUR | | | 2.905,52 | - |
| La Caixa | | EUR | 53.638,60 | | 53.638,60 | 35.324,64 |
| Caja Cantabria | | EUR | 89.758,63 | | 89.758,63 | 113.435,05 |
| | | | | | <u>146.302,75</u> | <u>148.759,69</u> |
| Cuentas por cobrar | | | | | | |
| Terreno Guatemala 3 | | | | | | |
| Gastos pagado por anticipo | D2 | GTQ | 8.736,00 | 10,11897 | 863,33 | 845,85 |
| Adelantos voluntarios | D3 | GTQ | 18.619,32 | 10,11897 | 1.840,08 | 1.073,50 |
| Cuentas por cobrar | D4 | EUR | | | - | |
| Depósitos | D5 | GTQ | 6.000,00 | 10,11897 | 592,94 | 561,26 |
| | | | | | <u>3.296,35</u> | <u>2.480,61</u> |
| Fuera de Guatemala 4 | | | | | | |
| Cuentas por cobrar | D6 | EUR | 42.353,58 | | 42.353,58 | 450,00 |
| Subvenciones por cobrar | | | | | | 12.112,49 |
| Cuenta corriente PBI Secr.Internacional | | | | | | 654,11 |
| | | | | | <u>42.353,58</u> | <u>13.216,60</u> |
| Activo no corriente | | | | | | |
| Terreno Guatemala 5 | | | | | | |
| Menaje de casa | | GTQ | 9.215,33 | 10,07074 | 915,06 | 915,06 |
| Equipo de comunicación | | GTQ | 9.525,00 | 10,07563 | 945,35 | 945,35 |
| Equipo de computación | | GTQ | 104.495,85 | 10,59453 | 9.863,19 | 9.131,67 |
| Muebles, mobiliario oficina | | GTQ | 45.891,00 | 10,15333 | 4.519,80 | 4.519,80 |
| Otros | | GTQ | 30.445,00 | 10,10089 | 3.014,09 | 3.014,09 |
| Depr. acumulada menaje de casa | | GTQ | -9.067,03 | 10,07101 | (900,31) | (717,31) |
| Depr. acumulada equipo de comunicación | | GTQ | -9.525,00 | 10,07563 | (945,35) | (756,28) |
| Depr. acumulada equipo de computación | | GTQ | -91.589,63 | 10,61682 | (8.626,84) | (7.699,56) |
| Depr. acumulada mobiliario oficina | | GTQ | -44.233,43 | 10,13322 | (4.365,19) | (3.461,23) |
| Depr. acumulada otro activo no corriente | | GTQ | -29.465,04 | 10,09291 | (2.919,38) | (2.316,62) |
| | | | <u>15.692,05</u> | 10,45844 | <u>1.500,42</u> | <u>3.574,97</u> |
| Fuera de Guatemala 6 | | | | | | |
| Equipo de computación | | EUR | | | 799,95 | |
| Depr. acumulada equipo de computación | | EUR | | | (311,08) | |
| | | | | | <u>488,87</u> | |
| Total Activo no corriente | | | | | <u>1.989,29</u> | <u>3.574,97</u> |
| Total activo | | | | | <u>210.678,59</u> | <u>188.795,37</u> |



MANUEL CERVANTES & ASOCIADOS

Balance al 31 de diciembre 2011

| | Ref. | moneda original currency | tipo de cambio | 31-dic-11 EUR | 31-dic-10 EUR |
|--|------|-----------------------------|-------------------|-------------------|-------------------|
| <i>Pasivo</i> | | | | | |
| Pasivo corriente | | | | | |
| Cuentas por pagar | | | | | |
| Terreno Guatemala | 7 | | | | |
| Provisiones | D7 | | | 5.634,60 | 3.622,53 |
| Cuentas por pagar | D8 | GTQ 25.674,95 | 10,11897 | 2.537,30 | 1.200,59 |
| Impuestos por liquidar | D9 | GTQ 1.346,02 | 10,11897 | 133,02 | 119,30 |
| Deudas al personal (repatriación) | D10 | EUR | | 500,00 | |
| Deudas a los voluntarios (repatriación) | D11 | USD 4.818,75 | 1,29618 | 3.717,64 | 1.817,73 |
| Otras deudas | D12 | EUR | | 2.409,68 | |
| | | | | <u>14.932,24</u> | <u>6.760,15</u> |
| Fuera de Guatemala | | | | | |
| Cuentas por pagar | D13 | USD 350,00 | 1,29618 | 270,02 | - |
| PBI Misión Honduras | D13 | EUR 2.264,80 | | 2.264,80 | |
| Cuenta corriente PBI Secr.Internacional | D14 | USD 138,45 | 1,29618 | 106,81 | |
| Provisiones | D15 | GBP 750,00 | 0,83347 | 899,85 | 871,72 |
| Gastos acumulados | D16 | EUR 6.547,85 | | 6.547,85 | 5.847,63 |
| Impuestos por liquidar | D17 | EUR 1.388,40 | | 1.388,40 | 1.281,60 |
| Seguridad social española | D18 | EUR 833,89 | | 833,89 | 979,18 |
| | | | | <u>12.311,62</u> | <u>8.980,13</u> |
| Ingresos diferidos | 9 | | | | |
| Subvenciones diferidos | D19 | EUR 79.707,13 | | <u>79.707,13</u> | <u>104.022,73</u> |
| Pasivo corriente | | | | <u>106.950,99</u> | <u>119.763,01</u> |
| <i>Total activo menos pasivo corriente</i> | | | | <u>103.727,60</u> | <u>69.032,36</u> |
| <i>Patrimonio</i> | | | | | |
| Patrimonio al inicio del ejercicio | 10 | | | 69.032,36 | 82.990,40 |
| Surplus/(deficit) del ejercicio | | | | 34.695,24 | (13.958,04) |
| Reserva tipo de cambio traducción cuentas | | | | | |
| Patrimonio al cierre del ejercicio | | | | <u>103.727,60</u> | <u>69.032,36</u> |




MANUEL CERVANTES & ASOCIADOS


| | | | | 2011 | 2011 | 2010 |
|--|------|-----------|---------|-------------------|-------------------|-------------------|
| | | | | real | presupuesto | real |
| | | | | EUR | EUR | EUR |
| | | | | moneda original | | |
| | | | | currency | | |
| Estado de resultados 2011: Ingresos | Ref. | | | | | |
| Ingresos | | | | | | |
| Donaciones | | | | | | |
| Asignaciones de Grupos Nacionales de PBI 10 | | | | | | |
| PBI-Bélgica | | | | | 700,00 | 360,51 |
| PBI-EEUU Overbrook Foundation | USD | | | | 3.700,00 | 3.586,10 |
| PBI-Italia | | | | 2.000,00 | 3.000,00 | 3.000,00 |
| PBI-Suiza | | | | 32.855,66 | 7.000,00 | 3.112,49 |
| PBI-Alemania | | | | | | |
| Zivile Friedensdienst SCP | | | | 38.500,00 | 35.000,00 | 33.446,20 |
| Diakonia | | | | 18.000,00 | 18.000,00 | 31.491,00 |
| Internationaler Jugendfreiwilligen Dienst | | | | 700,00 | | |
| Reembolso gastos voluntaria de Alemania | | | | 963,40 | | |
| VN 06 | | | | <u>30.400,00</u> | <u>60.000,00</u> | <u>30.015,00</u> |
| | | | | 88.563,40 | 113.000,00 | 94.952,20 |
| PBI-Estado Español | | | | | | |
| AECID | | | | 36.666,67 | 36.667,00 | 7.333,33 |
| Ayto. Camargo (Cantabria) | | | | 4.750,00 | 5.700,00 | 950,00 |
| Cooperación Cantabria | | | | 11.643,75 | | |
| Diputación de Álava 10-11 | | | | | 16.500,00 | |
| Generalitat Valenciana 10-11 | | | | | <u>25.000,00</u> | |
| | | | | 53.060,42 | 83.867,00 | 8.283,33 |
| PBI-Reino Unido | | | | | | |
| Sigrid Rausing Trust Fund | GBP | 11.667,00 | 1,14132 | 13.315,76 | 13.000,00 | 13.308,00 |
| 50% diferido al 2012 | | | | <u>(6.657,88)</u> | | |
| | | | | 6.657,88 | 13.000,00 | 13.308,00 |
| PBI-Catalunya | | | | | | |
| ACCD | | | | 24.240,00 | 29.500,00 | |
| PBI-Paises Bajos | | | | | | |
| Hartstra fundación | | | | 750,00 | | |
| PBI-Canada | | | | | | |
| Sindicato Ontario Empleados Servicios Públicos (C | CAD | 3.000,00 | 0,75506 | 2.265,18 | | 68,24 |
| | CAD | 1.000,00 | 0,75506 | 755,06 | | 1.413,13 |
| | | | | <u>211.147,60</u> | <u>253.767,00</u> | <u>128.084,00</u> |
| Subvenciones directos al proyecto 11 | | | | | | |
| CSF Irlanda | | | | 40.000,00 | 33.333,00 | 6.666,67 |
| Misereor - Alemania | | | | 26.939,40 | 30.000,00 | 29.727,27 |
| Oxfam Solidarité- Bélgica | | | | 3.000,00 | | 3.500,00 |
| Unión Europea - IEDDH | | | | 35.000,00 | 35.000,00 | 72.000,00 |
| UE-IEDDH parte diferido a 2011 | | | | | | (17.000,00) |
| | | | | <u>104.939,40</u> | <u>98.333,00</u> | <u>94.893,94</u> |
| Otros 12 | | | | | | |
| Cuotas participantes entrenamiento | | | | 932,17 | | 589,05 |
| Donaciones individuales | | | | 2.250,00 | | 12.902,00 |
| Varios | | | | <u>188,57</u> | | |
| | | | | 3.370,74 | - | 13.491,05 |
| Ingresos de inversión 13 | | | | | | |
| Intereses bancarios | | | | <u>35,81</u> | | <u>55,35</u> |
| Ingresos Proyecto Guatemala | | | | <u>319.493,55</u> | <u>352.100,00</u> | <u>236.524,34</u> |

Tipo de cambio el en presupuesto 2011 1,00 EUR = 1,30 USD


| Ingresos para la Misión a corto plazo Honduras | | | | | | |
|---|-----|----------|---------|-------------------|--|--|
| PBI-Reino Unido | | | | | | |
| Sigrid Rausing Trust Fund | GBP | 5.000,00 | 1,10950 | 5.547,50 | | |
| PBI-Alemania | | | | | | |
| Zivile Friedensdienst SCP | | | | 5.000,00 | | |
| PBI Secretariado internacional | | | | | | |
| Fondo Nuevos Proyectos | USD | 7.500,00 | 1,45036 | 5.171,13 | | |
| Devolución saldo Misión Honduras | | | | <u>(2.224,69)</u> | | |
| | | | | <u>13.493,94</u> | | |
| Ingresos Proyecto Guatemala y Misión Honduras | | | | <u>332.987,49</u> | | |



| | Ref. | 2011 real EUR | 2011 presupuesto EUR | 2010 real EUR |
|---|------|---------------------|----------------------------|---------------------|
| Estado de resultados 2010: Gastos | | | | |
| <i>Gastos</i> | | | | |
| Terreno | | | | |
| Recursos Humanos | 14 | | | |
| Estipendios voluntarios | | 14.430,42 | 16.153,83 | 14.520,08 |
| Repatriación | | 6.135,28 | 6.923,07 | 4.144,60 |
| Alimentación y cuidado personal | | 17.446,72 | 22.285,69 | 19.388,57 |
| Seguro de salud | | 6.636,10 | 7.199,60 | 7.676,79 |
| Fortalecimiento equipo | | 950,56 | 1.047,62 | 1.136,49 |
| Sueldo responsable de formación | | 6.000,00 | 6.000,00 | 6.000,00 |
| Seguridad social y impuestos sobre sueldo en Guatemal | | 29,31 | 480,00 | |
| Repatriación resp.de formación | | 500,04 | 500,00 | 500,00 |
| Seguro médico responsable de formación | | 1.827,20 | 1.654,20 | 884,20 |
| Sustición por baja maternal | | | | 1.000,00 |
| | | <u>53.955,63</u> | <u>62.244,01</u> | <u>55.250,73</u> |
| Establecimiento | 15 | | | |
| Alquiler | | 10.571,41 | 10.898,27 | 10.580,04 |
| Gas, luz, agua, basura. | | 3.314,65 | 3.268,57 | 3.086,98 |
| Mobiliario, reparaciones, seguridad casa y oficina | | 732,96 | 1.828,57 | 1.881,87 |
| Depreciación menaje de casa | | 183,00 | 176,19 | 270,80 |
| Depreciación otros | | 602,76 | 595,24 | 850,50 |
| | | <u>15.404,78</u> | <u>16.766,84</u> | <u>16.670,19</u> |
| Comunicación | 16 | | | |
| Teléfono, celular, fax | | 2.075,64 | 2.917,15 | 2.806,55 |
| Envío de paquetes de información | | 154,27 | 209,52 | 235,14 |
| Depreciación comunicación | | 189,07 | 181,43 | 295,23 |
| | | <u>2.418,98</u> | <u>3.308,10</u> | <u>3.336,92</u> |
| Publicaciones del proyecto | 17 | | | |
| Material formativo | | 539,30 | 571,43 | 545,70 |
| Imprenta de publicaciones | | 5.035,43 | 2.357,14 | 2.551,90 |
| Envío de publicaciones | | 944,13 | 1.142,86 | 1.787,22 |
| Pagina web del proyecto | | 2.400,00 | 1.920,00 | 1.918,28 |
| | | <u>8.918,86</u> | <u>5.991,43</u> | <u>6.803,10</u> |
| Equipamiento y consumibles | 18 | | | |
| Equipamiento oficina < GTQ 2500 | | 400,91 | 285,71 | 140,53 |
| Materiales y consumibles oficina | | 1.360,81 | 800,00 | 993,43 |
| Fotocopias | | 189,48 | 342,86 | 249,04 |
| Depreciación mobiliario | | 903,96 | 904,76 | 1.295,09 |
| Depreciación computación | | 988,83 | 2.714,28 | 2.051,83 |
| | | <u>3.843,99</u> | <u>5.047,61</u> | <u>4.729,92</u> |
| Gastos de viajes | 19 | | | |
| Transporte local equipo | | 6.413,53 | 5.657,13 | 5.166,06 |
| Transporte internacional equipo | | 14.991,54 | 18.000,00 | 14.132,85 |
| Alojamiento durante acompañamientos | | 1.295,65 | 1.714,28 | 1.531,16 |
| | | <u>22.700,72</u> | <u>25.371,41</u> | <u>20.830,07</u> |
| Servicios profesionales | 20 | | | |
| Serv.prof.abogado | | 1.465,21 | 1.428,56 | 1.118,99 |
| Serv.prof.contable | | 3.281,12 | 3.280,95 | 3.146,90 |
| Serv.prof.auditor | | 3.250,15 | 1.538,46 | 2.837,79 |
| Serv.prof.psicólogo | | 2.400,00 | 1.714,28 | 587,09 |
| Serv.prof.traductor | | 7.050,00 | 2.500,00 | 5.670,21 |
| Apoyo técnico: compus | | 1.766,49 | 1.428,57 | 1.706,82 |
| | | <u>19.212,97</u> | <u>11.890,82</u> | <u>15.067,80</u> |
| Otros gastos | 21 | | | |
| Tramites visados voluntarios | | 3.131,16 | 2.974,36 | 1.943,75 |
| Gastos bancarios (transferencias) | | 48,35 | 114,29 | (318,65) |
| Gastos imprevistos Otros gastos | | 325,18 | 2.960,00 | 286,45 |
| Impuestos en Guatemala | | 1.254,50 | 1.142,86 | 1.100,31 |
| | | <u>4.759,19</u> | <u>7.191,51</u> | <u>3.011,86</u> |
| Gastos del equipo en terreno | | <u>131.215,12</u> | <u>137.811,73</u> | <u>125.700,59</u> |



| Estado de resultados 2010: Gastos | Ref. | 2011 real EUR | 2011 presupuesto EUR | 2010 real EUR |
|--|------|---------------------|----------------------------|---------------------|
| Formación | 22 | | | |
| Alimentación | | 260,96 | 1.173,00 | 597,89 |
| Alojamiento | | 6.013,25 | 2.760,00 | 1.392,30 |
| Materiales | | 116,44 | 92,00 | 27,37 |
| Transporte | | 416,92 | 690,00 | 335,58 |
| Viajes formadores | | 3.953,10 | 5.000,00 | 1.640,38 |
| Estipendios formadores | | 1.800,00 | 2.000,00 | 848,95 |
| Becas participantes | | 2.400,00 | 2.400,00 | |
| Caso enfermedad | | 75,08 | | 898,78 |
| Otros | | | | 18,61 |
| | | <u>15.035,75</u> | <u>14.115,00</u> | <u>5.759,86</u> |
| Eventos, Colaboraciones de expertos, Talleres | 24 | | | |
| Viajes, materiales, lugar | | 29,24 | 250,00 | 231,61 |
| Alimentación | | 198,91 | | 352,69 |
| Alojamiento | | 414,43 | 550,00 | 1.735,61 |
| Transporte local | | 113,65 | | 340,76 |
| Transporte internacional | | 1.935,12 | 1.200,00 | 2.330,63 |
| Estipendios | | 1.208,27 | 600,00 | 489,86 |
| Monográfico | | | 1.000,00 | 9.464,01 |
| Giras con defensores | | 73,39 | 5.000,00 | |
| Evento directrices UE | | 2.570,90 | 2.000,00 | |
| Evento mujeres defensoras | | 2.364,63 | 1.875,00 | |
| Gastos misión Honduras | | 246,39 | | |
| | | <u>9.154,93</u> | <u>12.475,00</u> | <u>14.945,17</u> |
| Reuniones del proyecto en Guatemala | 25 | | | |
| Alimentación | | 386,51 | 520,00 | 227,27 |
| Alojamiento | | 572,25 | 800,00 | 483,59 |
| Transporte local | | 159,65 | 228,57 | 51,09 |
| Transporte internacional | | 8.801,35 | 10.800,00 | 6.627,63 |
| Dietas reunión | | 200,00 | 1.600,00 | 1.200,00 |
| | | <u>10.119,76</u> | <u>13.948,57</u> | <u>8.589,58</u> |
| Trabajo de apoyo regional | 26 | | | |
| Estipendios comité | | 5.000,00 | 9.600,00 | 6.001,94 |
| Serv.prof.evaluación personal | | | 800,00 | 800,00 |
| Subscripciones | | 800,00 | 500,00 | 475,00 |
| Transporte, alimentación giras advocacy | | 1.717,40 | 900,00 | 825,06 |
| | | <u>7.517,40</u> | <u>11.800,00</u> | <u>8.102,00</u> |



Manuel Cervantes
MANUEL CERVANTES & ASOCIADOS

| | Ref. | 2011 real EUR | 2011 presupuesto EUR | 2010 real EUR |
|---|------|---------------------|----------------------------|---------------------|
| Estado de resultados 2010: Gastos | | | | |
| Oficina del proyecto | | | | |
| Salarios incl seguridad social | 27 | | | |
| Salarios | | 68.916,38 | 69.330,48 | 55.199,38 |
| Seguridad social España | | <u>13.778,58</u> | <u>13.377,84</u> | <u>8.783,57</u> |
| | | 82.694,96 | 82.708,32 | 63.982,95 |
| Teléfono, consumibles, envíos, etc. | 28 | | | |
| Teléfono, fax, internet | | 152,54 | 250,00 | 232,74 |
| Correo | | 943,30 | 1.000,00 | 1.457,53 |
| Equipamiento de oficina | | 352,01 | 750,00 | - |
| Consumibles, copias, materiales de oficina | | 232,74 | 350,00 | 247,11 |
| Depreciación computación | | <u>244,42</u> | <u>250,00</u> | |
| | | 1.925,01 | 2.600,00 | 1.937,38 |
| Otros gastos | 29 | | | |
| Viajes personal de la oficina, reuniones oficina | | 376,20 | 1.000,00 | 508,40 |
| Gastos bancarios | | 930,64 | 1.200,00 | 903,33 |
| Impuestos sobre beneficios bancarios | | 5,00 | | 6,11 |
| Pérdidas por transferencias internacionales | | 616,18 | 600,00 | 3.124,24 |
| Ganancias sea pérdidas tipo de cambio | | <u>(147,93)</u> | | <u>(1.342,21)</u> |
| | | 1.780,09 | 2.800,00 | 3.199,87 |
| Apoyo internacional y gastos generales | 30 | | | |
| Contribución al PBI Secretariado Internacional | | 17.665,43 | 19.421,51 | 16.193,66 |
| Viajes, reuniones coordinación internacional | | 2.411,75 | 500,00 | 92,10 |
| Evaluación externa del proyecto | | 4.166,15 | 6.000,00 | 1.007,35 |
| Auditoría PBI global | | 972,43 | 1.250,00 | 971,87 |
| Apoyo al Grupo Nacional BPI Argentina | | <u>139,53</u> | <u>134,62</u> | |
| | | 25.355,29 | 27.306,13 | 18.264,98 |
| Total gastado | | <u>284.798,31</u> | <u>305.564,75</u> | <u>250.482,38</u> |
| Resultado del ejercicio: surplus/(deficit) Proyecto Guatemala | | <u>34.695,24</u> | <u>46.535,25</u> | <u>(13.958,04)</u> |

Gastos Misión a corto plazo Honduras

| | |
|---|------------------|
| Trabajo en Honduras | 5.431,10 |
| Transporte local, estancias, alimentación, alojamiento, visados | |
| Viajes internacionales y seguro de viaje | 2.738,73 |
| Informe sobre Honduras | 5.195,25 |
| Elaboración, traducción, presentación, distribución | |
| Otros gastos | 128,85 |
| Pérdidas tipo de cambio | 0,01 |
| Total gastado Honduras | <u>13.493,94</u> |
| Resultado del ejercicio: surplus/(deficit) Misión Honduras | <u>-</u> |



MANUEL CERVANTES & ASOCIADOS


Activo no corriente

| | Guatemala | | | | | Total GTQ |
|----------------------------|-----------------------|----------------------------------|---------------------------------|-------------------|--------------------------------------|--------------|
| | Menaje de casa GTQ | Equipo de comunicación GTQ | Equipo de computación GTQ | Mobiliario GTQ | Otros activos no corriente GTQ | |
| COSTO | | | | | | |
| El 1 de enero 2011 | 9.215,33 | 9.525,00 | 96.313,85 | 45.891,00 | 30.445,00 | 191.390,18 |
| Adiciones | | | 8.182,00 | | | 8.182,00 |
| El 31 de diciembre 2011 | 9.215,33 | 9.525,00 | 104.495,85 | 45.891,00 | 30.445,00 | 199.572,18 |
| DEPRECIACIÓN | | | | | | |
| El 1 de enero 2011 | 7.223,95 | 7.620,00 | 81.129,59 | 35.055,23 | 23.376,00 | 154.404,77 |
| Cargo del ejercicio | 1.843,08 | 1.905,00 | 10.460,04 | 9.178,20 | 6.089,04 | 29.475,36 |
| El 31 de diciembre 2011 | 9.067,03 | 9.525,00 | 91.589,63 | 44.233,43 | 29.465,04 | 183.880,13 |
| VALOR NETO CONTABLE | | | | | | |
| El 31 de diciembre 2011 | 148,30 | - | 12.906,22 | 1.657,57 | 979,96 | 15.692,05 |

| | Guatemala | | | | | Total EUR |
|----------------------------|-----------------------|----------------------------------|---------------------------------|-------------------|--------------------------------------|--------------|
| | Menaje de casa EUR | Equipo de comunicación EUR | Equipo de computación EUR | Mobiliario EUR | Otros activos no corriente EUR | |
| COSTO | | | | | | |
| El 1 de enero 2011 | 915,06 | 945,35 | 9.131,67 | 4.519,80 | 3.014,09 | 18.525,97 |
| Adiciones | | | 731,52 | | | 731,52 |
| El 31 de diciembre 2011 | 915,06 | 945,35 | 9.863,19 | 4.519,80 | 3.014,09 | 19.257,49 |
| DEPRECIACIÓN | | | | | | |
| El 1 de enero 2011 | 717,31 | 756,28 | 7.699,56 | 3.461,23 | 2.316,62 | 14.951,00 |
| Cargo del ejercicio | 183,00 | 189,07 | 907,56 | 903,96 | 602,76 | 2.786,35 |
| Ajuste a tipos históricos | | | 19,72 | | | 19,72 |
| El 31 de diciembre 2011 | 900,31 | 945,35 | 8.626,84 | 4.365,19 | 2.919,38 | 17.757,07 |
| VALOR NETO CONTABLE | | | | | | |
| El 31 de diciembre 2011 | 14,75 | - | 1.236,35 | 154,61 | 94,71 | 1.500,42 |

| | Fuera de Guatemala | | | | | Total EUR |
|----------------------------|-----------------------|----------------------------------|---------------------------------|-------------------|--------------------------------------|--------------|
| | Menaje de casa EUR | Equipo de comunicación EUR | Equipo de computación EUR | Mobiliario EUR | Otros activos no corriente EUR | |
| COSTO | | | | | | |
| El 1 de enero 2011 | - | - | - | - | - | - |
| Adiciones | | | 799,95 | | | 799,95 |
| El 31 de diciembre 2011 | - | - | 799,95 | - | - | 799,95 |
| DEPRECIACIÓN | | | | | | |
| El 1 de enero 2011 | - | - | - | - | - | - |
| Cargo del ejercicio | | | 244,42 | | | 244,42 |
| Ajustes años anteriores | | | 66,66 | | | 66,66 |
| El 31 de diciembre 2011 | - | - | 311,08 | - | - | 311,08 |
| VALOR NETO CONTABLE | | | | | | |
| El 31 de diciembre 2011 | - | - | 488,87 | - | - | 488,87 |

| | Ref. | 31 dic.2011 moneda original currency | tipo de cambio | 31 dic.2011 EUR |
|--|------|--|-------------------|--------------------|
| Detalles de unas cuentas del balance | | | | |
| Activo | | | | |
| Banco Industrial, saldo del 31 de diciembre 2011 | | GTQ 110.329,43 + | | |
| Cheques emitido en 2011 aún cobrado en 2012 | | | | |
| Sueldo diciembre Caroline Tessier (cheque 674569) | | GTQ <u>5.016,92 -</u> | | |
| | D1 | 105.312,51 | 10,11897 | <u>10.407,43</u> |
| Gastos prepagados | | | | |
| Hacienda Covadonga, alquiler casa/oficina enero 2012 | D2 | GTQ 8.736,00 | 10,11897 | <u>863,33</u> |
| Adelantos equipo pendientes de liquidar | | | | |
| Maike Holderer | | GTQ 2.000,00 | | |
| Guillaume Riboulleau | | GTQ <u>1.500,00</u> | | |
| | | 3.500,00 | 10,11897 | 345,89 |
| Anticipos gastos médicos del equipo | | | | |
| María Cayena Abello Barbosa | | GTQ <u>3.600,00</u> | | |
| | | 3.600,00 | 10,11897 | 355,77 |
| Estipendio enero 2012 pagado por anticipo | | | | |
| Engel Montuenga | | GTQ 130,00 | | |
| Maike Holderer | | GTQ 1.339,92 | | |
| Guillaume Riboulleau | | GTQ 669,96 | | |
| Kathrin Ruegg | | GTQ 1.339,92 | | |
| Katharina Dunkel | | GTQ 1.339,92 | | |
| Álvaro Zaldivar | | GTQ 1.339,92 | | |
| María Abello | | GTQ 1.339,92 | | |
| Francisco Bernal Gomez | | GTQ 1.339,92 | | |
| Iliaria Tosello | | GTQ 1.339,92 | | |
| Phil Murwill | | GTQ <u>1.339,92</u> | | |
| | | 11.519,32 | 10,11897 | 1.138,42 |
| | D3 | <u>18.619,32</u> | | <u>1.840,08</u> |
| Depósitos | | | | |
| depósito servicios electricidad / teléfono agua | | GTQ 5.000,00 | | |
| dueña por uso menaje de casa | | GTQ <u>1.000,00</u> | | |
| | D5 | 6.000,00 | 10,11897 | <u>592,94</u> |
| Subvenciones por cobrar | | | | |
| Misereor | | EUR 14.666,67 | | 14.666,67 |
| CSF Irish Aid | | EUR 6.666,67 | | 6.666,67 |
| Unión Europea | | EUR 18.000,00 | | 18.000,00 |
| PBI Cánada | | CAD 3.000,00 | 1,32440 | 2.265,18 |
| PBI Cánada - OPSEU | | CAD 1.000,00 | 1,32440 | 755,06 |
| | D6 | | | <u>42.353,58</u> |
| Passivo | | | | |
| En terreno Guatemala | | | | |
| Provisiones | | | | |
| 9 visados voluntarios 2011 Gobernación | | GTQ 21.600,00 | 10,11897 | 2.134,60 |
| auditoría 2011 | | EUR 2.250,00 | | 2.250,00 |
| traducción informe GP 2011 | | EUR 1.250,00 | | 1.250,00 |
| | D7 | | | <u>5.634,60</u> |
| Cuentas por pagar | | | | |
| Electricidad diciembre (EEG SA) | | GTQ 2.527,55 | | |
| R&A contabilidad diciembre | | GTQ 2.875,00 | | |
| R&A cierre del año 2011 | | GTQ 2.875,00 | | |
| Attilio Altieri, varios materiales | | GTQ 790,00 | | |
| Photo Public S.A. imprenta boletines 24 y 25 | | GTQ 12.120,00 | | |
| Claro teléfono de 8/12/11 hasta 7/1/12 | | GTQ 1.876,00 | | |
| Empagua, lectura 18/12/11 hasta 17/1/12 | | GTQ 836,40 | | |
| Servicios taxista Oscar Duarte diciembre | | GTQ <u>1.775,00</u> | | |
| | D8 | 25.674,95 | 10,11897 | <u>2.537,30</u> |



| | Ref. | 31 dic.2011 moneda original currency | tipo de cambio | 31 dic.2011 EUR |
|--|------|--|-------------------|--------------------|
| Detalles de unas cuentas del balance | | | | |
| Impuestos por liquidar | | | | |
| ISR e IVA sobre servicios diciembre 2010 | | GTQ 695,50 | | |
| ISR e IVA sobre bienes diciembre 2010 | | GTQ 568,05 | | |
| retención impuestos sueldo dic. Caroline Tessier | | GTQ <u>82,47</u> | | |
| | D9 | GTQ 1.346,02 | 10,11897 | <u>133,02</u> |
| Deudas al personal (repatriación) | | | | |
| Caroline Tessier, repatriación 2011 | D10 | EUR 500,00 | | <u>500,00</u> |
| Deudas al equipo (repatriación) | | | | |
| Maike Holderer | | USD 806,25 | | |
| Guillaume Riboulleau | | USD 806,25 | | |
| Kathrin Ruegg | | USD 650,00 | | |
| Katharina Maria Dunkel | | USD 575,00 | | |
| Álvaro Zaldivar | | USD 575,00 | | |
| María Cayena Abello Barbosa | | USD 450,00 | | |
| Francisco Bernal Gomez | | USD 450,00 | | |
| Iliaria Tosello | | USD 337,50 | | |
| Phil Murwill | | USD <u>168,75</u> | | |
| | D11 | USD 4.818,75 | 1,29618 | <u>3.717,64</u> |
| Otra deudas por servicios en Guatemala | | | | |
| Javier Guirrarán, talleres 2011 equipo | | EUR 600,00 | | |
| Attilio Altieri, soporte IT julio-dic.2011 | | EUR 609,68 | | |
| Maria Angeles Herraes Fernandez, talleres salud mental equipo | | EUR <u>1.200,00</u> | | |
| | D12 | | | <u>2.409,68</u> |
| Passivo | | | | |
| Fuera de Guatemala | | | | |
| Apoyo Grupo Nacional de PBI Argentina | D13 | USD 350,00 | 1,29618 | 270,02 |
| PBI Misión Honduras, gastos informe | | EUR - | | |
| Eva Scarfe, gastos Misión Honduras | | EUR 38,00 | | |
| Gastos bancarios cuenta Caja Cantabria Misión Honduras | | EUR 2,11 | | |
| PBI ISEC devolución saldo Misión Honduras | | EUR <u>2.224,69</u> | | |
| PBI Misión Honduras | | | | <u>2.264,80</u> |
| PBI ISEC cuenta corriente secretariado internacional | D14 | USD 138,45 | 1,29618 | 106,81 |
| Provisiones | | | | |
| Parte auditoría 2011 de PBI global | D15 | GBP 750,00 | 0,83347 | 899,85 |
| Gastos acumulados | | | | |
| EED Alemania, ago-dic.2011 seguro médico Caroline Tessier | | EUR 764,25 | | |
| EED Alemania, seguro médico equipo, parte de 2011 | | EUR <u>5.783,60</u> | | |
| | D16 | | | 6.547,85 |
| Impuestos por liquidar | | | | |
| IRPF Impuestos españoles último trimestre 2011 | D17 | EUR 1.388,40 | | 1.388,40 |
| Seguridad social española | | | | |
| Ministerio de Trabajo e Inmigración España | D18 | EUR 833,89 | | 833,89 |
| | | | | <u>12.311,62</u> |
| Subvenciones recibidos por adelantado, a diferir hacia 2012 | | | | |
| UE-IEDDH 1184021109 CTR 265501 2012-2014 | | EUR 61.504,00 | | |
| 6 de 12 meses Sigrid Rausing Trust 2011/2012 | | EUR 6.657,88 | | |
| Cooperación-Cántabra | | EUR <u>11.545,25</u> | | |
| | D19 | | | <u>79.707,13</u> |

| |
|--------------------------------------|
| INCOME |
| TOTAL GOVERNMENT INCOME |
| TOTAL MULTI - LATERAL INCOME |
| TOTAL FOUNDATION/TRUST INCOME |
| TOTAL PBI COUNTRY GROUPS |
| TOTAL OTHER |
| TOTAL INCOME |

| 2011 INCOME (EURO) | 2011 INCOME (USD) |
|-----------------------------------|----------------------------------|
| ACTUAL | ACTUAL |
| 213.766 | 297.680 |
| 35.000 | 48.739 |
| 73.365 | 102.426 |
| 4.504 | 6.271 |
| 6.353 | 9.360 |
| 332.987 | 464.476 |

| |
|--|
| INCOME |
| Government Income (by country of origin) |
| Germany |
| BMZ (German Federal Ministry for Economic Cooperation and Development) |
| CPS Guatemala Project |
| CPS Mission Honduras |
| GIZ (Deutsche Gesellschaft fuer Internationaler Zusammenarbeit) |
| VN 06 Int.Menschenrechtsschutz, Bundesministerium Auswaertiges Amt |
| Zivik |
| Total Germany |
| Ireland |
| Irish Aid - Civil Service Fund |
| Total Irish Aid |
| Spain |
| Agencia Catalana de Cooperacion y desarrollo (ACCD) |
| Agencia Española de Cooperación Internacional para el Desarrollo (AECID) |
| Ayuntamiento de Carmargo |
| Cooperación Cántabra |
| Total Spanish State |
| Switzerland |
| Canton Basel-City |
| Canton Bern |
| Canton Lucern |
| City of Jouxkens-Mézery |
| Total Switzerland |
| Total United Kingdom |
| TOTAL GOVERNMENT INCOME |
| MULTI - LATERAL INCOME |
| EU - EIDHR (Eur.Instrument for Democracy and Human Rights) |
| TOTAL MULTI - LATERAL INCOME |

| 2011 INCOME (EURO) | 2011 INCOME (USD) |
|-----------------------------------|----------------------------------|
| ACTUAL | ACTUAL |
| | |
| | |
| | - |
| 38.500 | 53.613 |
| 5.000 | 6.963 |
| - | - |
| 30.400 | 42.334 |
| | - |
| 73.900 | 102.909 |
| | |
| | |
| 40.000 | 55.702 |
| 40.000 | 55.702 |
| | |
| | |
| 24.240 | 33.755 |
| 36.667 | 51.060 |
| 4.750 | 6.615 |
| 11.644 | 16.215 |
| 77.300 | 107.645 |
| | |
| | |
| 11.735 | 16.342 |
| 8.106 | 11.289 |
| 2.347 | 3.268 |
| 377 | 525 |
| 22.565 | 31.424 |
| | |
| - | - |
| 213.766 | 297.680 |
| | |
| 35.000 | 48.739 |
| 35.000 | 48.739 |



Manuel Cervantes
MANUEL CERVANTES & ASOCIADOS

| INCOME | |
|--|--|
| Foundation/Trust Income (by country of origin) | |
| Belgium Foundations | |
| Oxfam Solidarité | |
| Total Belgium Foundations | |
| Canadian Foundations | |
| Ontario Public Sector Employees Union (OPSEU) | |
| Total Canada Foundations | |
| Germany Foundations | |
| Diakonisches Werk der Evangelischen Kirche | |
| Misereor | |
| Internationaler Jugend Freiwilliger Dienst | |
| Total Germany Foundations | |
| Netherlands Foundations | |
| Hartstra stichting | |
| Total Netherlands Foundations | |
| Switzerland Foundations | |
| Solidarité Internacional (Geneve) | |
| Berti Wicke Foundation | |
| Total Swiss Foundations | |
| UK Foundations | |
| Sigrid Rausing Trust Project Guatemala | |
| Sigrid Rausing Trust Mission Honduras | |
| Total UK Foundations | |
| TOTAL FOUNDATION/TRUST INCOME | |
| PBI Country Groups | |
| PBI Canada | |
| PBI Italy | |
| PBI Switzerland | |
| TOTAL PBI COUNTRY GROUPS | |
| Other income | |
| Individual Donations | |
| Program Service Revenue | |
| Bank Interest | |
| PBI New Initiatives Fund ISEC Mission Honduras | |
| PBI New Initiatives Fund ISEC Mission Honduras | |
| Other Revenue [identify] | |
| TOTAL OTHER | |
| TOTAL INCOME | |

| 2011 INCOME (EURO) | 2011 INCOME (USD) |
|---------------------------|--------------------------|
| ACTUAL | ACTUAL |
| | |
| 3.000 | 4.178 |
| 3.000 | 4.178 |
| | |
| 755 | 1.051 |
| 755 | 1.051 |
| | |
| 18.000 | 25.066 |
| 26.939 | 37.514 |
| 1.663 | 2.316 |
| 46.603 | 64.897 |
| | |
| 750 | 1.044 |
| 750 | 1.044 |
| | |
| 3.243 | 4.515 |
| 6.809 | 9.482 |
| 10.052 | 13.998 |
| | |
| 6.658 | 9.533 |
| 5.548 | 7.725 |
| 12.205 | 17.258 |
| 73.365 | 102.426 |
| | |
| 2.265 | 3.154 |
| 2.000 | 2.785 |
| 238 | 332 |
| 4.504 | 6.271 |
| | |
| 2.250 | 3.133 |
| 932 | 1.298 |
| 36 | 50 |
| 5.171 | 7.500 |
| (2.225) | (2.884) |
| 189 | 263 |
| 6.353 | 9.360 |
| | |
| 332.987 | 464.476 |

| Solo Honduras | |
|--|--|
| CPS Mission Honduras | |
| Sigrid Rausing Trust Mission Honduras | |
| PBI New Initiatives Fund ISEC Mission Honduras | |
| PBI New Initiatives Fund ISEC Mission Honduras | |

| | |
|---------------|---------------|
| 5.000 | 6.963 |
| 5.548 | 7.725 |
| 5.171 | 7.500 |
| (2.225) | (2.884) |
| 13.494 | 19.304 |

| Solo Guatemala | Peace Brigades International |
|-----------------------|-------------------------------------|
|-----------------------|-------------------------------------|

| | |
|----------------|----------------|
| 319.494 | 445.172 |
|----------------|----------------|



abriendo espacios para la paz

| | | EXPENSES 2011 | |
|--------------|---|----------------------|----------------|
| | | EUR | USD |
| 10000 | HUMAN RESOURCES | 98.451 | 137.097 |
| 11000 | In country International staff and volunteers (7) | 6.500 | 9.052 |
| 11001 | Coordinator | - | - |
| 11002 | Political / Security analysts | - | - |
| 11003 | Communications / Advocacy | - | - |
| 11004 | Training / Human Resources staff | 6.500 | 9.052 |
| 11005 | Administration | - | - |
| 11006 | Finance Support | - | - |
| 11007 | IT Support | - | - |
| 11008 | Project development and sustainability staff (fundraisers) | - | - |
| 11009 | Other international staff (field support) | - | - |
| 12000 | In country local staff and volunteers (7) | - | - |
| 12001 | Housekeeping staff | - | - |
| 12002 | Logistics / Support | - | - |
| 12003 | Interpreters / Translators | - | - |
| 12004 | Administration | - | - |
| 12005 | Finance Support | - | - |
| 12006 | IT Support | - | - |
| 13000 | Out of country staff and volunteers | 76.316 | 106.274 |
| 13001 | Coordinator | 23.424 | 32.619 |
| 13002 | Communications / Advocacy | 18.883 | 26.296 |
| 13003 | Administration | 11.710 | 16.307 |
| 13004 | Finance Support | 3.597 | 5.009 |
| 13005 | IT Support | 2.400 | 3.342 |
| 13006 | Project development and sustainability staff (fundraisers) | 11.302 | 15.738 |
| 13007 | Volunteer expenses/stipends (9) | 5.000 | 6.963 |
| 14000 | HR Support | 15.635 | 21.772 |
| 14001 | Pension Costs | - | - |
| 14002 | Employer's Taxes and Contributions to national insurance in Spain | 13.808 | 19.228 |
| 14003 | Childcare Costs | - | - |
| 14004 | Staff Training | - | - |
| 14005 | Recruitment | - | - |
| 14006 | Gender & Diversity Implementation | - | - |
| 14007 | Health insurance plus liabilities and accident in country trainer | 1.827 | 2.544 |
| 20000 | PROJECT COSTS | 173.080 | 240.837 |
| 21000 | Travel (includes transport, accommodation and subsistence) | 22.701 | 31.612 |
| 21001 | Domestic travel and accomodation while accompanying | 7.709 | 10.735 |
| 21002 | International travel | 14.992 | 20.876 |
| 21003 | Travel in Europe/North America (advocacy related travel) | - | - |
| 21004 | Vehicle Rental / Maintenance | - | - |
| 22000 | Volunteer Support costs | 69.255 | 96.384 |
| 22001 | International volunteer stipends (8) | 14.430 | 20.095 |
| 22002 | Accommodation: rent | 10.571 | 14.721 |
| 22003 | Accommodation: utilities | 3.315 | 4.616 |
| 22004 | Food & Household Supplies (12) | 19.434 | 27.063 |
| 22005 | Visas | 4.596 | 6.401 |
| 22006 | Language training | - | - |
| 22007 | Resettlement in home country (10) | 6.135 | 8.544 |
| 22008 | Healthcare - including mental health support (11) | 3.351 | 4.666 |
| 22009 | Insurance | 6.637 | 9.242 |
| 22010 | Medical Costs | - | - |
| 22011 | Volunteer Support Working Group | - | - |
| 22012 | Depreciation household fixture & fittings | 786 | 1.037 |
| 23000 | Volunteer Pre-deployment Training | 15.036 | 20.938 |
| 23001 | Trainer fees | 1.800 | 2.507 |
| 23002 | Travel | 4.370 | 6.085 |
| 23003 | Accommodation & Food | 6.349 | 8.842 |
| 23004 | Materials | 116 | 162 |
| 23005 | Scholarships participants from the South | 2.400 | 3.342 |



Manuel Cervantes
MANUEL CERVANTES & ASOCIADOS

EXPENSES 2011

| | | EUR | USD |
|--------------|---|----------------|----------------|
| 24000 | Operations | 20.448 | 28.346 |
| 24001 | Office Rent and Taxes (18) | - | - |
| 24002 | Office Utilities | - | - |
| 24003 | Office Equipment | 753 | 1.048 |
| 24004 | Office Supplies | 1.783 | 2.483 |
| 24005 | IT equipment | - | - |
| 24006 | IT support | 1.766 | 2.460 |
| 24007 | IOC meetings/expenses (call and F2F) (16) | - | - |
| 24008 | Fundraising Working Group | - | - |
| 24009 | Finance Working Group | - | - |
| 24010 | Contingency (19) | 325 | 453 |
| 24011 | Depreciation office furniture, fixture and ntungs | 904 | 1.200 |
| 24012 | Depreciation IT equipment | 1.422 | 1.911 |
| 24050 | Mission Honduras | 13.494 | 18.791 |
| 25000 | Communications and advocacy costs | 24.578 | 34.226 |
| 25001 | Communications costs | 4.270 | 5.946 |
| 25002 | Advocacy Working Group | 2.517 | 3.506 |
| 25003 | Communications Working Group | - | - |
| 25004 | Translation and interpreting | 7.050 | 9.817 |
| 25005 | Reference Materials | 539 | 751 |
| 25006 | Image and visibility (PBI T-shirts and vests) | - | - |
| 25007 | Online communciations: PBI website/social media | - | - |
| 25008 | PBI Publications | 5.035 | 7.012 |
| 25009 | PBI International conference/round table events (13) | 5.166 | 7.194 |
| 25010 | Annual Review | - | - |
| 26000 | Internal Meetings & Training | 11.860 | 16.515 |
| 26001 | Facilitator fees | 1.747 | 2.432 |
| 26002 | Venue | - | - |
| 26003 | Travel | 9.104 | 12.678 |
| 26004 | Accommodation & Food | 1.008 | 1.404 |
| 26005 | Materials | - | - |
| 27000 | HRDs Capacity Building activities (including workshops) (14) | 4.964 | 6.913 |
| 27001 | Security & Protection Workshops | 4.964 | 6.913 |
| 27002 | Psycho-social Workshops | - | - |
| 27003 | Field Consultation | - | - |
| 27004 | Peace Education | - | - |
| 27005 | External Advisory Workshops | - | - |
| 27006 | Protection & Security Working Group | - | - |
| 28000 | HRD tours (15) | 73 | 102 |
| 28001 | European tours wtih HRD | 73 | 102 |
| 28002 | North-American tours with HRD | - | - |
| 29000 | Monitoring and evaluation costs | 4.166 | 5.802 |
| 29001 | External evaluation | 4.166 | 5.802 |
| 30000 | GOVERNANCE COSTS | 26.761 | 37.266 |
| 30001 | IC Coordination and support | - | - |
| 30002 | IC meetings/expenses (call and F2F) (16) | - | - |
| 30003 | ISEC Committee meetings/expenses (17) | - | - |
| 30004 | Bank fees | 1.452 | 2.022 |
| 30005 | Legal costs | - | - |
| 30006 | Insurance | - | - |
| 30007 | Accountancy fees | 3.281 | 4.569 |
| 30008 | External audit costs | 4.223 | 5.880 |
| 30009 | Project contribution to ISEC | 17.805 | 24.794 |
| | TOTAL EXPENSES | 298.292 | 415.200 |
| | Total expenses Mission Honduras | 13.494 | 18.791 |
| | Total expenses Guatemala Project | 284.798 | 396.409 |
| | TOTAL EXPENSES | 298.292 | 415.200 |

Peace Brigades International

PBI GP MH cuentas finales 2011 120713 EUR.xlsx, 10/07/12 pag.2



MANUEL CERVANTES & ASOCIADOS

13-07-12